

TuneCable iMazon Recorder for Windows

User Manual

Overview

- [Introduction](#)
- [Key Features](#)
- [System Requirements](#)

Purchase & Registration

- [Purchase TuneCable](#)
- [Register TuneCable](#)

Installation & Interface

- [Installation](#)
- [Main Interface](#)
- [Menu](#)

Tutorials

- [Download Music from the Music App / Web Player](#)
- [Tools on TuneCable iMazon Recorder](#)

Support & Contact

- [Support](#)
- [Contact Us](#)

Overview

- [Introduction](#)
- [Key Features](#)
- [System Requirements](#)

Introduction

Thanks for using TuneCable iMazon Recorder for Windows!

[TuneCable iMazon Recorder](#) is a powerful streaming music converter specially designed for recording and converting Amazon songs, albums, and playlists to various formats like MP3, AAC, WAV, FLAC, AIFF, and ALAC. Plus, it can retain lossless sound quality up to Ultra HD and original ID3 tags after conversion. With these brilliant functions, you can enjoy Amazon Music without limitation anywhere and anytime.

Key Features

- Download songs, albums, playlists, and podcasts from Amazon Music to local Windows PC.
- Convert Amazon Music to plain MP3, AAC, WAV, FLAC, AIFF, or ALAC.
- Retain Amazon Music HD/Ultra HD with lossless quality.
- Download Amazon songs in bulk at up to 10X faster speed.
- Keep ID3 tag information after conversion.
- Provide handy tools of Format Converter, Tag Edit, etc.
- Support both the Amazon Music app and the web player.
- Provide free updates and technical support.

System Requirements

- Windows 7, 8, 10, 11 (32 bits or 64bits);
- 1GHz processor or above;
- 512 megabytes (MB) or higher of RAM;
- 1GB of available hard-disk space or higher;
- 1024*768 resolution display or higher Monitor.

Purchase & Registration

- [Purchase TuneCable iMazon Recorder for Windows](#)
- [Register TuneCable iMazon Recorder for Windows](#)

Purchase TuneCable iMazon Recorder for Windows

Quick Link:

To learn more about and download the latest version of TuneCable iMazon Recorder for Windows, please visit its homepage:

❖ [Visit TuneCable iMazon Recorder Homepage](#)

To buy a license key for TuneCable iMazon Recorder for Windows, please visit its online store:

❖ [Purchase TuneCable iMazon Recorder for Windows](#)

1. Why should I buy TuneCable iMazon Recorder?

The free trial version of TuneCable iMazon Recorder enables you to convert the first 1 minute of each song. After purchasing, you'll receive your registration key to unlock this limitation.

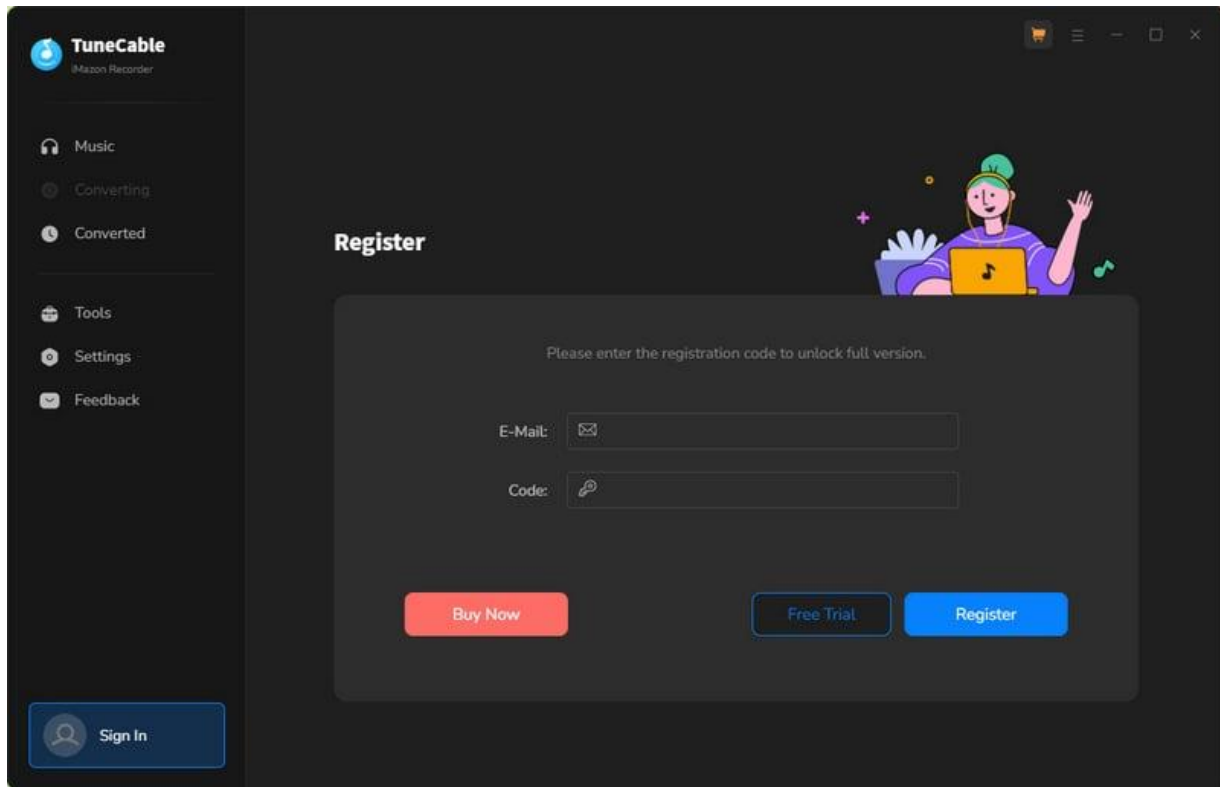
2. What benefits do I have after registration?

- Use the full features and functions of TuneCable iMazon Recorder.
- FREE upgrades to the latest version of the same product.
- FREE technical support.

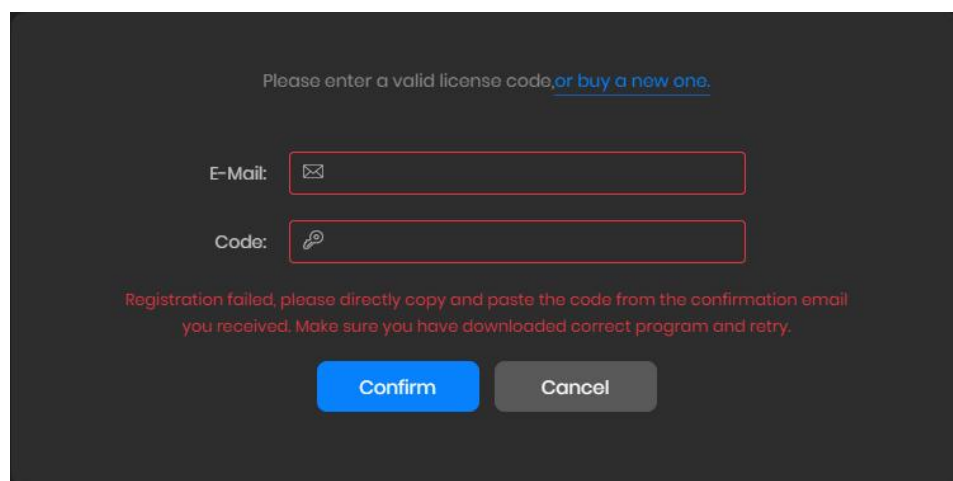
Register TuneCable iMazon Recorder for Windows

Step 1. Run TuneCable iMazon Recorder on PC and then head to the lower left corner to hit on **"Sign In"**. You will see an interface below.

Step 2. Please copy and paste the registration Email and Code you received into the registration dialog box in case of any wrong input. Then click on the **"Register"** button.



Note: The registration info is case-sensitive. And, please do not add space at the beginning or the end of the word. Make sure both the Email address and key code are the same as what we provide in the confirmation email you receive after buying the program. If not, an error message will pop up as below:



Installation & Interface

- [Installation](#)
- [Main Interface](#)
- [Menu](#)

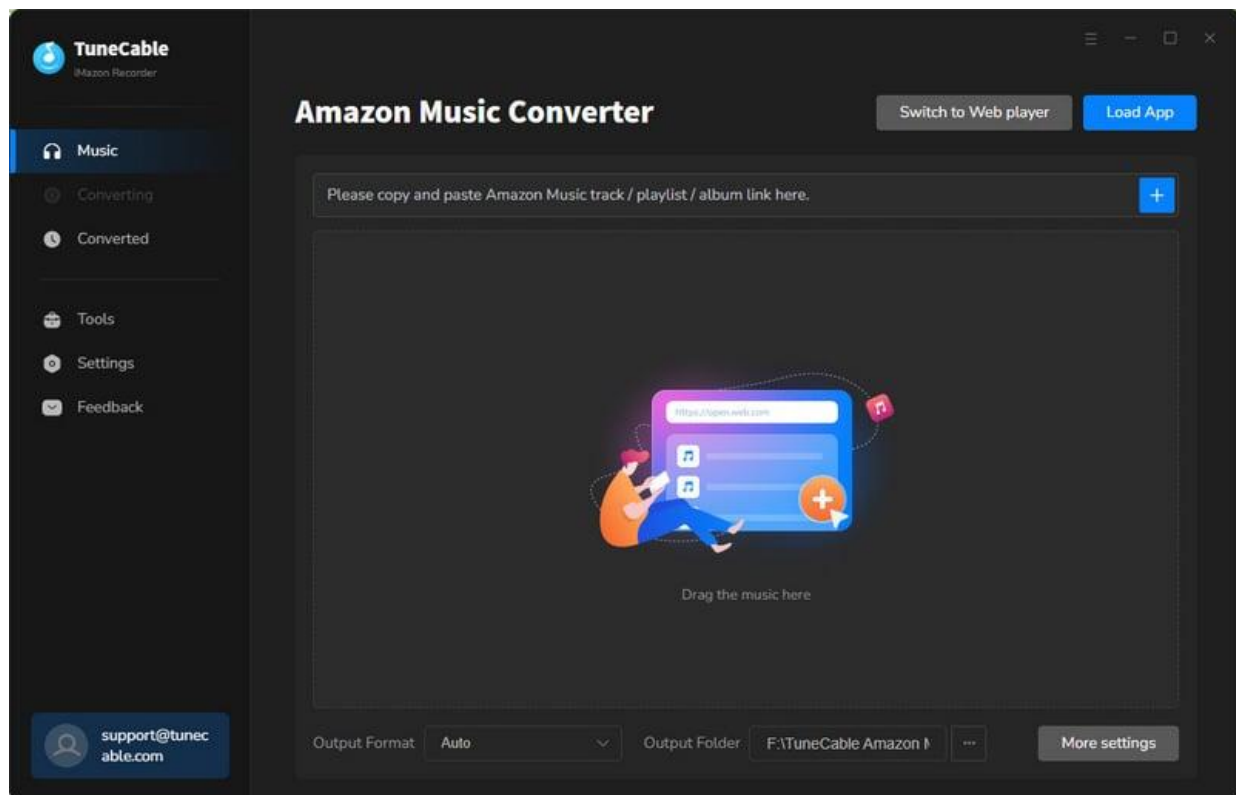
Installation

To install this product, please refer to the following steps:


1. Download the latest version of TuneCable iMazon Recorder through <https://www.tunecable.com/tunecable-amazon-music-recorder.exe>.
2. Follow the instructions to finish the installation.

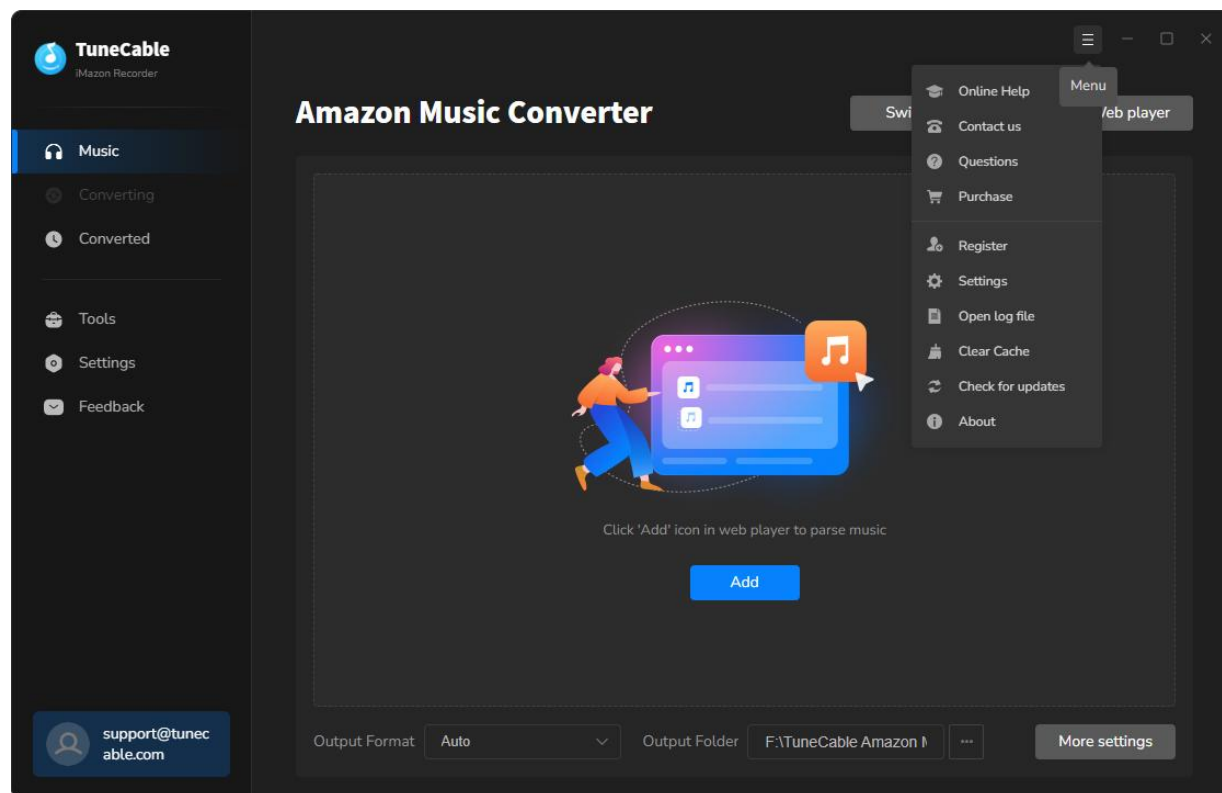
Main Interface

After launching TuneCable iMazon Recorder for Windows, it will enter the home page, where you can download music from the Amazon Music app or the web player.



Menu

After selecting a mode and clicking the Menu button  on the upper right corner of the interface, you will see the menu list in the following picture. Here you can choose the language you need, check for updates when the latest version is available, and open the online-help page of TuneCable iMazon Recorder, etc.



Tutorials

- [Download Music from the Music App / Web Player](#)
- [Tools on TuneCable iMazon Recorder](#)

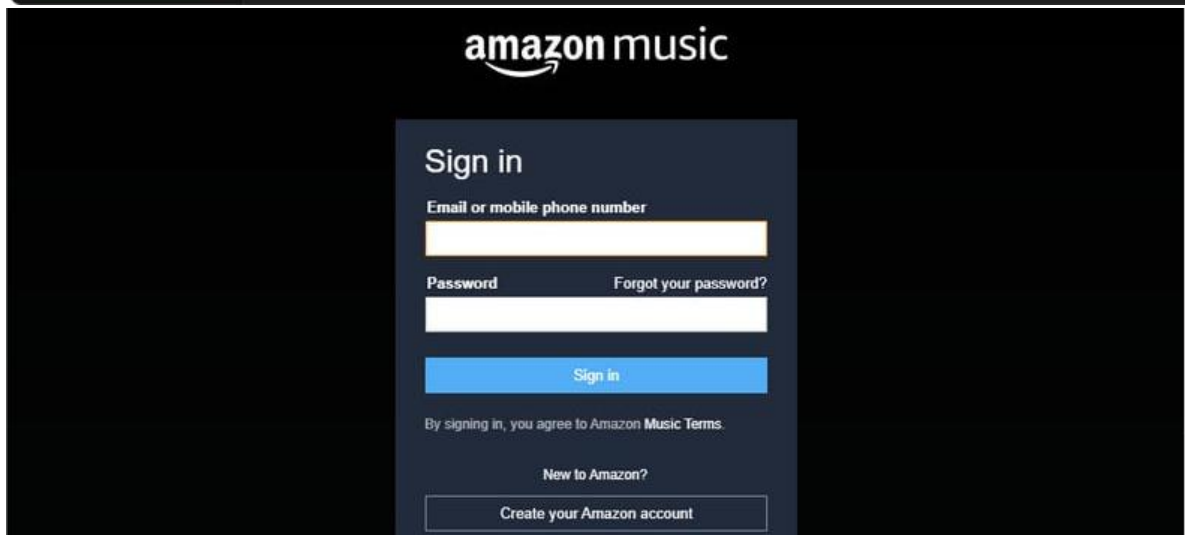
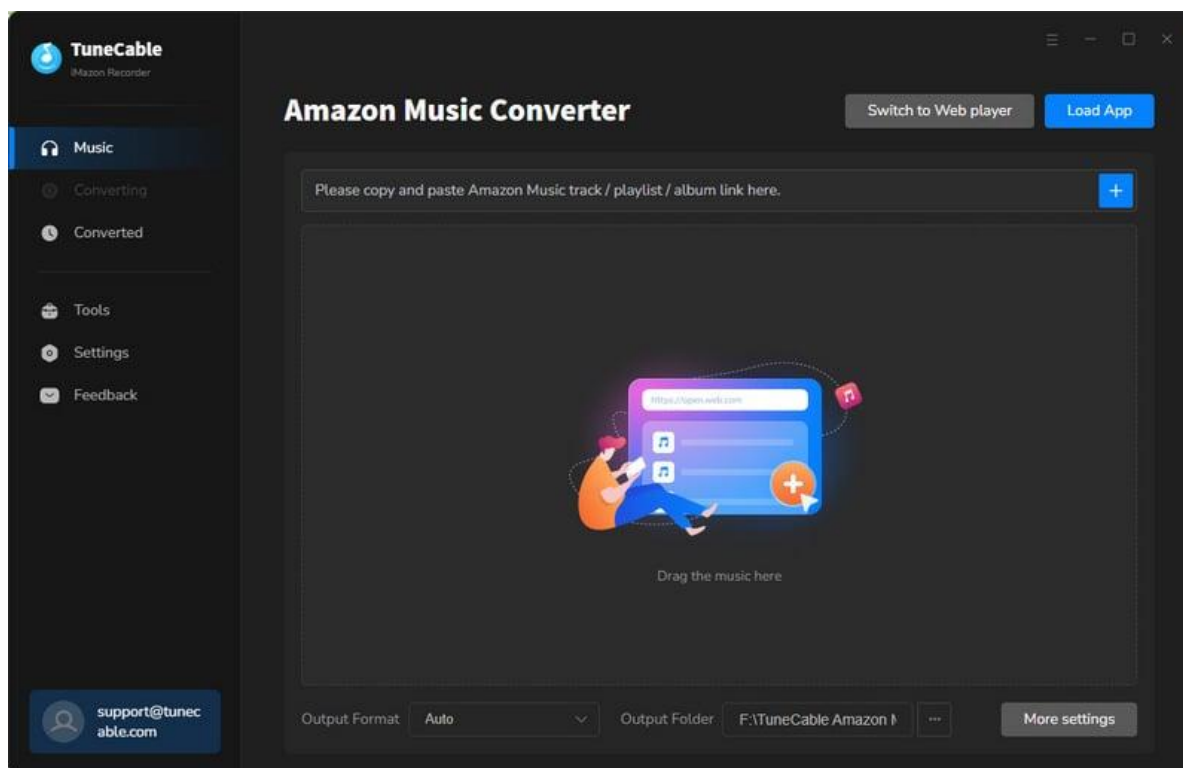
Download Music from the Music App / Web Player

TuneCable iMazon Recorder is capable of downloading Amazon Music songs from both the Amazon Music app and the web player. The biggest differences are the highest output quality and conversion speed - downloading music from the Amazon Music app can keep up to Ultra

HD quality at up to 5x the speed downloading music from the Amazon Music web player can save up to HD Amazon songs at up to 10x fast speed.

Step 1. Open TuneCable Mazon Recorder

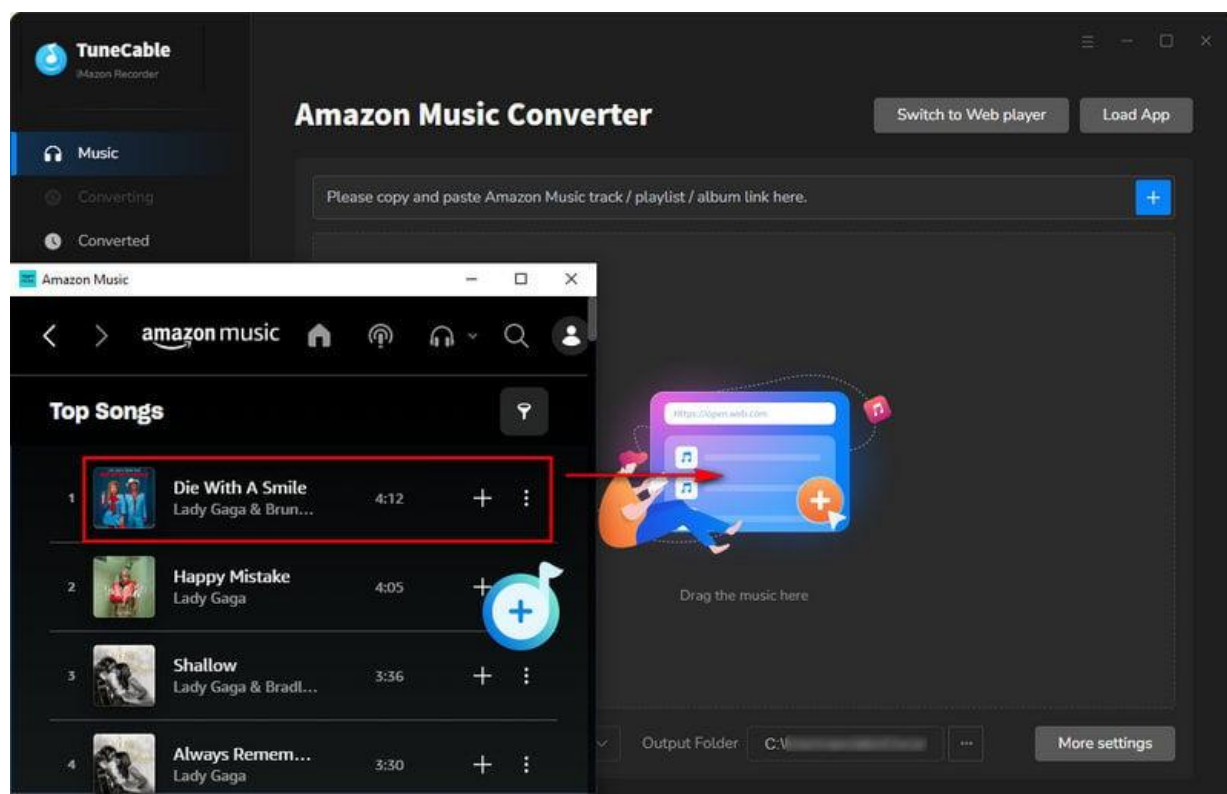
If you select to download Amazon Music with the app, click "**Switch to App**", and the Amazon Music app would be opened automatically. If you want to download music from the Amazon Music web player, click "**Switch to Web Player**". A built-in Amazon Music web player will open automatically. You need to log in to your Amazon Music account.



Step 2. Find Preferred Amazon Music Album or Playlist

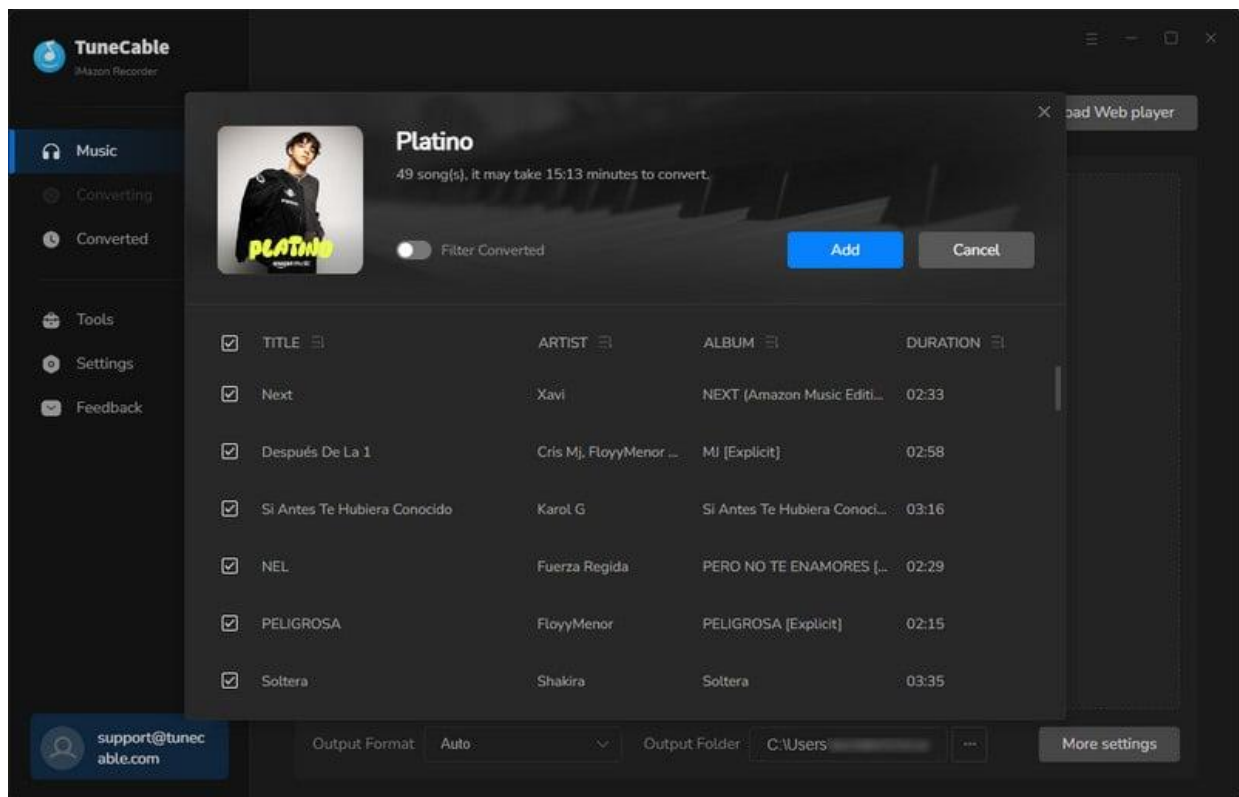
Go through and open your favorite songs, albums, playlists, or podcasts on Amazon Music app. There are three ways to add songs to TuneCable.

- Method 1. Click and hold on to the title, drag and drop it to TuneCable. (Only available when downloading music from the Amazon Music app)
- Method 2. Copy and paste the link into the parse bar and press the Enter key.
- Method 3. Hit the **"Click to add"** button floating in the bottom right of the Spotify Music.



Step 3. Select Amazon Music Tracks

TuneCable will read and load the songs on a popup. Pick the songs you want and click on **"Add"** to save them to TuneCable.



Step 4. Change the Output Settings

Before downloading, go to the "**Settings**" module in the lower left corner. Change the settings to your needs, such as output format, sound quality, output folder, etc. Here we list all the options.

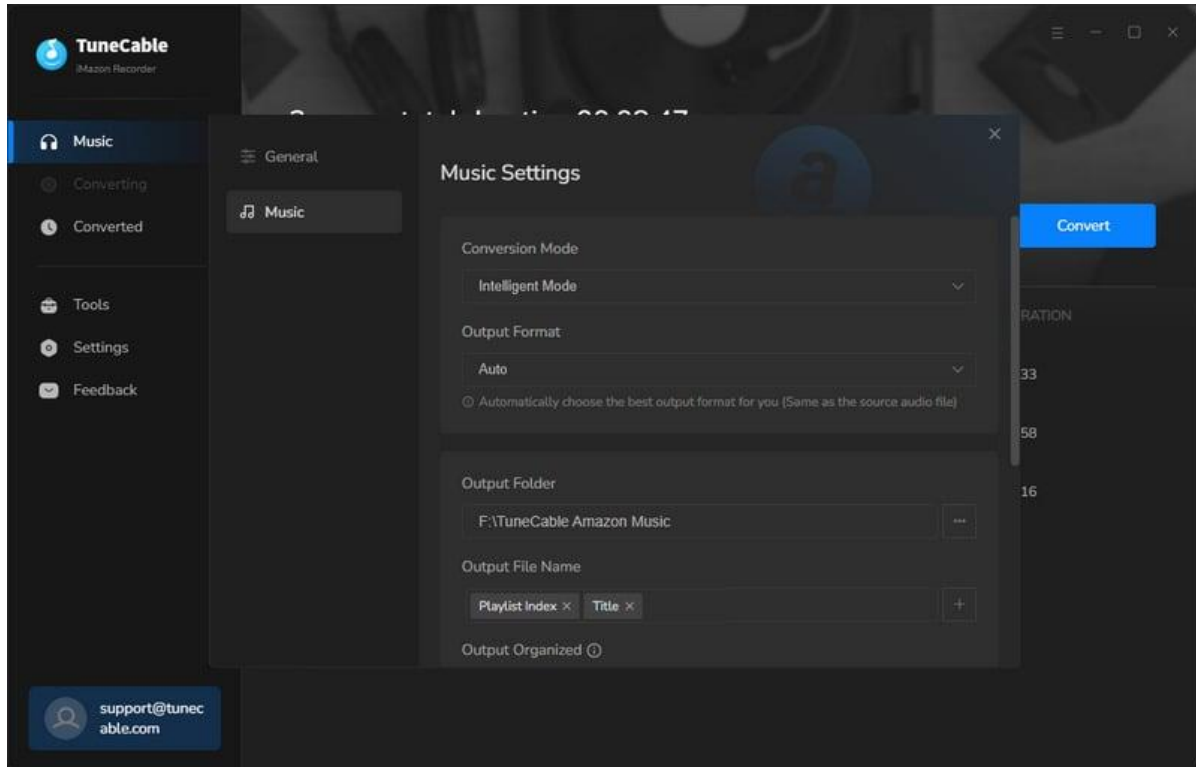
- **Conversion Mode:** Intelligent Mode, Convert Mode, YouTube Mode
- **Output Format:** Auto, MP3, AAC, WAV, AIFF, ALAC, FLAC
- **Bit Rate:** 128kbps, 192kbps, 256kbps, 320kbps (available for MP3, AAC)
- **Bit Depth:** 16 bit, 24 bit (available for WAV, AIFF, ALAC, FLAC)
- **Sample Rate:** 44.1kHz, 48kHz, 96kHz, 192kHz
- **Output Folder:** To your preference
- **Output File Name:** Track Number, Title, Artist, Album, Playlist Index, Year
- **Output Organized:** None, Playlist, Artist, Album, Artist/Album, Album/Artist, Playlist/Artist, Playlist/Album

Note:

1. If you select "**Auto**" as the output format and select "**Convert Mode**" as the conversion mode, TuneCable will download the songs with the original format and audio quality. And up to **Ultra HD** quality will be saved.

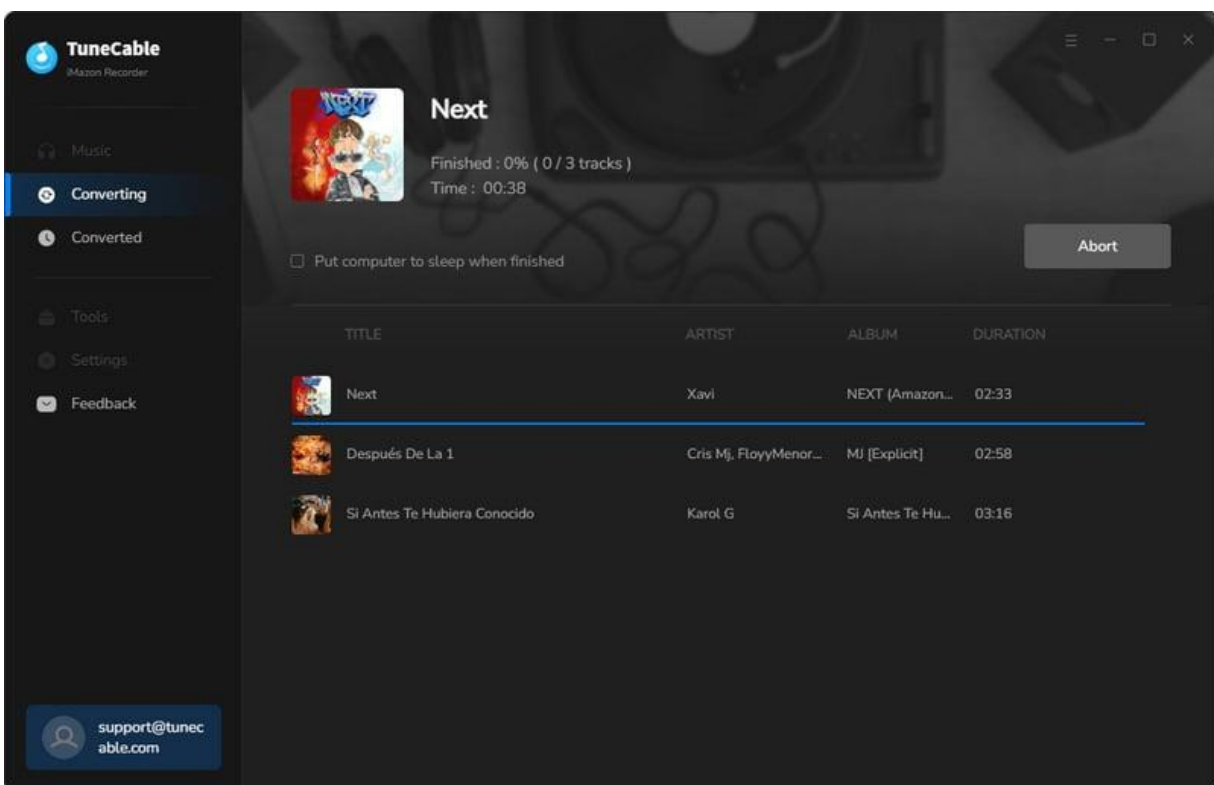
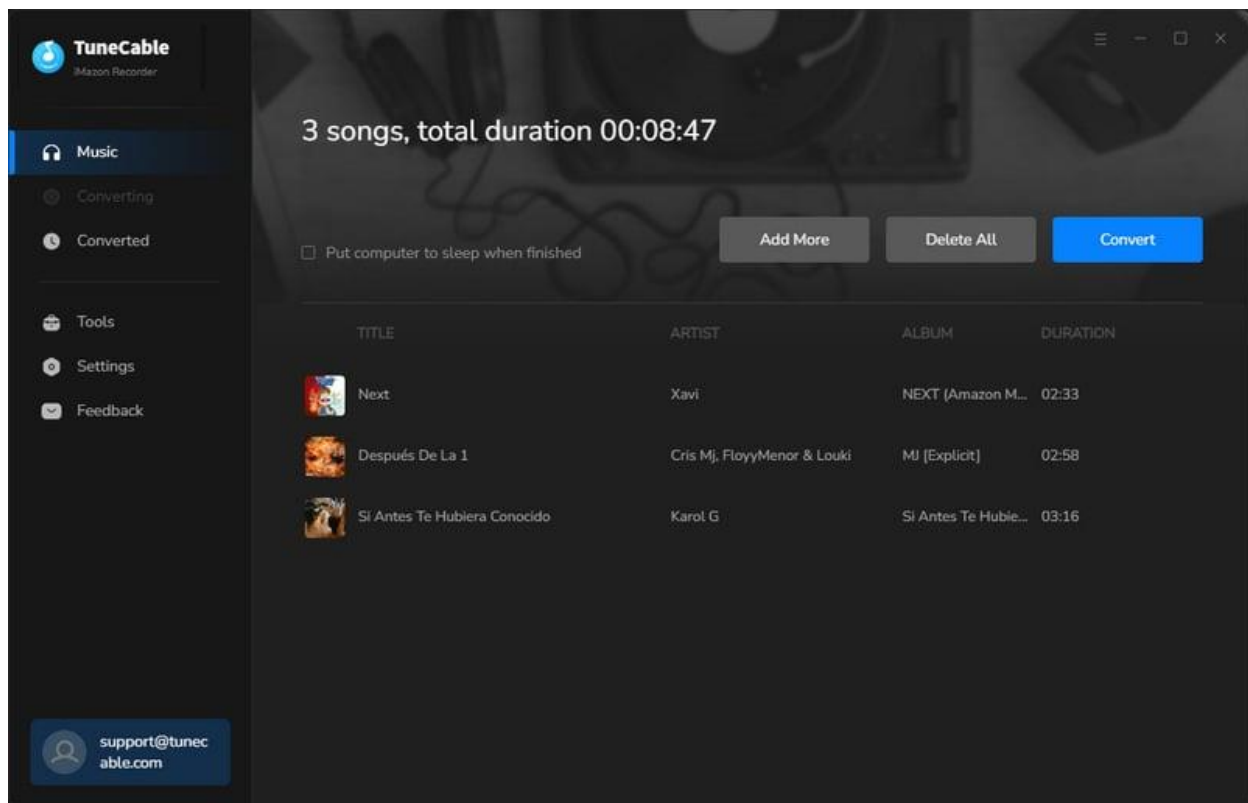
2. To download music from Amazon Music app or web player, use **Convert Mode**. If your network connection is unstable, switch to **YouTube Mode** to download the same song from YouTube. **Intelligent Mode** means TuneCable automatically switches between downloading music from Amazon Music app / web player or YouTube based on your network condition.

3. To download playlists in original order, go to TuneCable's main interface lower left, click **"Settings"**. Under **"Output File Name"**, keep just **"Playlist Index"** and **"Title"**. Then, under **"Output Organized"**, choose **"Playlist"**.



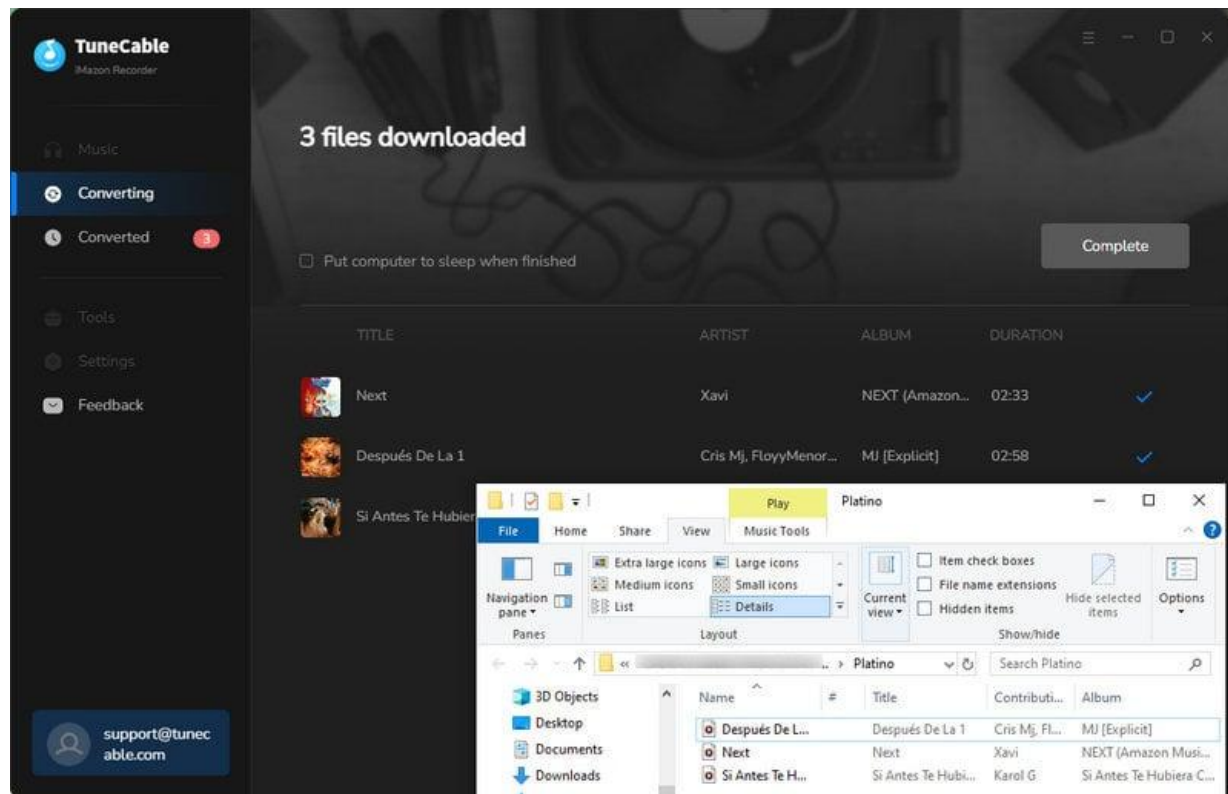
Step 5. Start Converting Amazon Music

Clicking the "Add More" button here will allow you to add more songs too. You can also drag and drop more songs. After adding, click on **"Convert"**, and TuneCable will start downloading the songs at up to **5x** the speed.



Step 6. Check Converted Amazon Music

Once the conversion is completed, click the **"folder icon"** to locate each track. Also, you can click the **"Converted"** tab to find the well-converted music on your local drive.



Tools on TuneCable iMazon Recorder

TuneCable iMazon Recorder is a comprehensive program more than an Amazon Music downloader or converter. You can use it to do more than download music. TuneCable offers tools like AA/AAX Converter, Format Converter, Burn CD, and Tag Editor to give you convenient use. To learn detailed instructions, you can check the [Tools guide page](#).

Support & Contact

- [Support](#)
- [Contact Us](#)

Support

For more information, please visit TuneCable's official website!

- **Homepage:** <https://www.tunecable.com/>
- **Product Page:** <https://www.tunecable.com/imazon-recorder/>

If you encounter any problem, you may help yourself with TuneCable FAQ!

- **FAQ Page:** <https://www.tunecable.com/faqs.html>
- **Support Page:** <https://www.tunecable.com/en1/support/faq-imazon-recorder.html>

Contact Us

If you need further help, please contact TuneCable's support team for further assistance. Technical support inquiry, suggestion, feedback, proposal, compliment, or even critique are all welcome. We are always ready to serve you with prompt and useful email support. Generally, we'll respond within 48 hours.

Support E-mail: support@tunecable.com